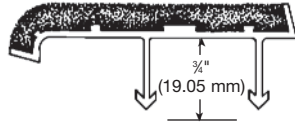


FRESH CONCRETE

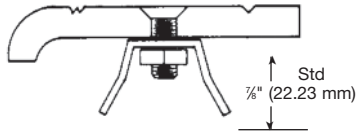
SURE-HOLD ANCHOR

Sure-Hold anchors run full length of tread for positive anchorage and quick installation. Since Sure-Hold anchors are concealed, no bolt holes appear on the tread surface. Available as shown on nosings.



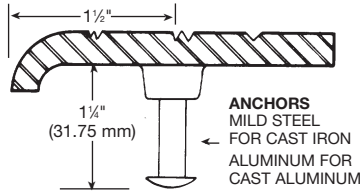
WING TYPE ANCHOR FOR CAST AND EXTRUDED NOSINGS

Steel wing anchors, bolts, and nuts are furnished for field attachment into factory-drilled and ctsk. holes, prior to tread installation, from ends on approx. 12" (304.8 mm) centers. In single, staggered or double row, according to tread width. Can be furnished on most types if specified. 3/4" length - FHMS. Wing metal, standard mild steel. Stainless steel upon request. Tapcon screws also available for cast nosings and treads



CONCEALED INTEGRAL ANCHOR

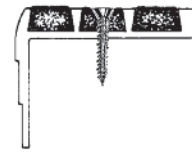
This concealed type anchor is furnished standard on cast types 150 and 250. Anchor spacing on approx. 10" (254 mm) centers. Can be furnished on types 101, 101-SP, 116, 102, 103, 104, 105A, 100 but MUST BE SPECIFIED.



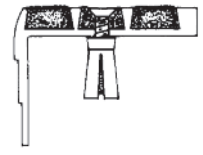
EXISTING CONSTRUCTION



WOOD OR MACHINE SCREWS



SILVER TAPCON SCREWS

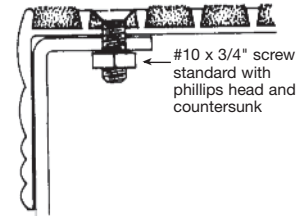


SCREW & SHIELDS

Treads being superimposed on existing stairs can be furnished pre-drilled and ctsk. for wood, machine or Tapcon screws. Standard spacing is 3" (76.2 mm) in from each end, approx. 12" (304.8 mm) centers, in single, staggered, or double row, according to tread width. Will furnish #10 screws.

BOLTED TO STEEL PAN RETURN

Nut and Bolt anchorage can be provided for new steel pan stairs. Pan return must be 1" (25.4 mm) minimum. Specify pan return depth for drilling purposes. Can be furnished on types WP-2, WP-RN2SG, WP-RN2SP, WP-RN3SG, WP-RN3SG-NG, WP-3, WP-RN3SG, WP-RN3SP, WP-RN3SG-NG, WP-RN3SP-NG, 122, 132, 138, 142, 133, 162, 101-SP, 102, 103, but MUST BE SPECIFIED. Standard hole spacing is 3" (76.2 mm) from ends on approx. 12" (304.8 mm) centers.

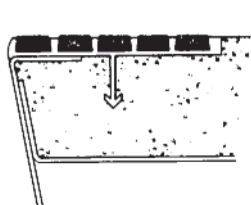


ALSO AVAILABLE: PROTECTIVE TAPE

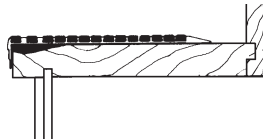
Nosings for NEW construction can be furnished with protective tape. This tape should be removed after the stairs are installed. Tape coverings entail a small additional charge per lineal foot. Tape should not be left on treads longer than 45 days.

MUST BE SPECIFIED; Consult Factory


INSTALLATION DETAILS



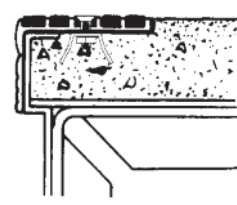
TYPE 231 BF Sure-Hold anchor in sloped riser steel pan step.



Type 500 Stairmaster® installed on wood step (wood screws available). If steps are other than wood, use screws with expansion shield or nut and bolt or Tapcon screws and an application of construction adhesive.



Type WP3C with integral Sure-Hold anchor in new concrete stair.



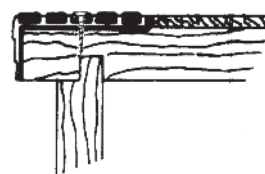
Type 133 Supergrit® with wing anchors in concrete filled steel pan.



Type 101 with wing type anchors in poured concrete stair.



Type 101SP with concealed integral anchor in steel pan stair.



Type 142 Supergrit® attached to wood tread and backed with tile, carpet, or other material.